



HALFAR

DATA COMPILATION

As per: 01/2026

Here's an overview of our finishing technologies:



SCREEN PRINT



TRANSFER PRINT



EMBROIDERY



HALFAR FAST LANE®



METAL EMBLEM



DOMING

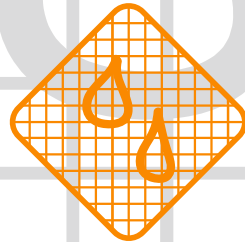


DIGITAL PRINT



DIGITAL PRINT LABELS

SCREEN PRINT




Screen printing is the classic printing process. At HALFAR® it is the most frequently used printing process.

- very versatile for printing on a wide variety of materials and shapes
- the ink is printed onto the material with a rubber squeegee through a fine-mesh screen and then dried in a continuous dryer
- screen prints are durable and exceptionally long-lasting

Specifications:

- vectorized print file as eps, pdf, svg or ai
- colour code in Pantone, only solid colour implementation
- max. 5 colours
- gradients and fine grating are not possible
- minimum line width: for example 0,2 mm (tarpaulin), 0,6 mm (polyester 600d) and 1 mm (cotton)



TRANSFER PRINT



With transfer printing, we apply your motif or logo to a special carrier material. We then transfer this in turn to the bag under the influence of heat.

- is often used for finer resolution motifs
- extremely resistant to UV radiation and other environmental influences
- special feature: also for bright neon colours, as well as metallic and reflective colours

Specifications:

- vectorized print file as eps, pdf or ai (non-vectorized images have a resolution of at least 300 dpi)
- colour code in Pantone or CMYK (white areas have to be set up as a colour field)
- minimum line width: CMYK- / neon- or reflective print 1 mm; white depends on material, but at least 0,4 mm
- dropping below the minimum line width, we can add an outline or a background in the colour of the bag



EMBROIDERY

Embroidery has a long tradition. For centuries, this technique has been used for finishing and has stood for richness and extravagance for just as long. Whereas embroidery used to be an artistic craft, today HALFAR® uses highly technical automatic embroidery machines.

- very durable and noble
- recommended for felt, cotton, polyester, polyamid - not suitable for waterproof bags
- for motifs, customer logos, lettering and coats of arms

Specifications:

- all current file formats possible
- colour code in Pantone, HKS or Isacord
- no images and gradients possible
- at maximum 15 colours
- minimum line width: 1 mm



HALFAR FAST LANE®

Using an energy-saving LED UV printer, we print your logo over the entire surface of a special carrier material. The print is very colour-intensive and the optional spot varnish finish gives it an extremely noble appearance.

- brilliant, pin-sharp printing in photo quality with low energy consumption
- fast drying, fast production times
- surface of the substrate resembles satin-finish, high-quality paper
- finishing with individual names

Specifications:

- print file as eps, pdf or ai (vectorized fonts, non-vectorized images have a resolution of at least 300 dpi)
- vectorized varnish-layer as an extra file or layer (full colour surface in 100% magenta)
- colour code in CMYK (solid colours can not be realized)
- font sizes among 6 pt should be avoided
- scale 1:1 (suitable to respective sketch)

Emblem

Emblem

METAL EMBLEM




Metal looks extremely stylish, characteristic and leaves lasting impressions.

- suitable for application on almost all materials
- in oval and rectangular (matt and shiny in each case)
- finishing with individual names possible

Specifications:

- vectorized print file as eps, pdf or ai
- only monochrome black
- no images and gradients possible
- font sizes among 6 pt should be avoided
- scale 1:1 (suitable to respective sketch)

DOMING



Like a drop, the transparent resin layer lies here on the logo and provides the fascinating 3D effect.

- made on the basis of an adhesive film
- on loop tags or on metal emblems or FastLane carrier
- very high-quality look
- maximum flexibility, sufficiently water and UV resistant for many uses

Specifications:

- vectorized print file as eps, pdf or ai
- colour code in Pantone, HKS or CMYK
- scale 1:1 (suitable to respective sketch)
- font sizes among 6 pt should be avoided



DIGITAL PRINT



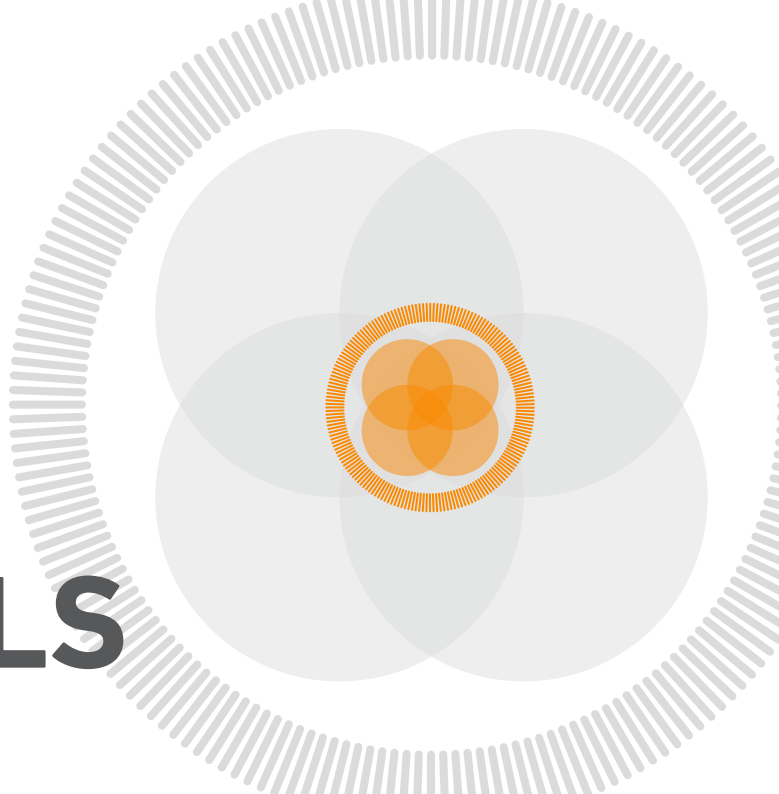
With digital printing, a computer transfers the motif to a printing machine, which then prints it onto a special tarpaulin. This gives us great flexibility to print on almost all visible surfaces of your bag.

- especially for photo motifs or motifs with fine colour gradients
- coated with protective varnish to prevent flaking and fading
- material is printed before sewing, therefore ideal for modular bags such as LorryBag®

Specifications:

- print file as eps, pdf or ai (vectorized fonts, non-vectorized images have a resolution of at least 300 dpi)
- colour code in CMYK (solid colours can not be realized)
- font sizes among 6 pt should be avoided
- scale 1:1 (suitable to respective sketch)
- digital print can only be made on white tarpaulin

DIGITAL PRINT LABELS



If you want to realise particularly detailed motifs, this is often only possible before sewing a bag. The digital print label, however, offers flexibility: it can also be applied afterwards.

- also decorate after sewing
- for fine digital print motifs
- embroidered onto the bag or sewn onto the strap as a finishing touch

Specifications:

- print file as eps, pdf or ai (vectorized fonts, non-vectorized images have a resolution of at least 300 dpi)
- colour code in CMYK (solid colours can not be realized)
- font sizes among 6 pt should be avoided
- digital print can only be made on white tarpaulin
- about 7 mm addition between motif and edge of the label

